

WL 8i

Item no. 970584901



WARNING - Risk of fire
Minimum distance from
lighted objects 0.1m



//Powerbank


Built-in power bank
with USB outlet
to charge mobile
devices



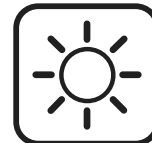
160 LEDs



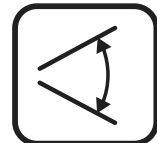
189 lm/W



1000/4000/8000
lumen (step 1/2/3)



11000/5500/1375
lux@0.5m




115°



1m



IP20



222x300x176 mm



3.62 kg



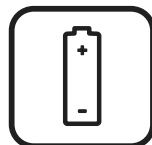
IK07



-10° to +40°C



7W/26W/52W



Compatible with
BLi10, BLi20,
BLi30, BLi100,
BLi200, BLi300



BLi10 @72Wh battery pack: 10/2,5/1,25h
BLi20 @144Wh battery pack: 20/5,5/2,75h
BLi30 @277Wh battery pack: 39/10,5/5,25h
BLi100 @93Wh battery pack: 13/3,5/1,75h
BLi200 @187Wh battery pack: 26/7/3,5h
BLi300 @338Wh battery pack: 48/13/6,5h



USB powerbank
5V DC / 1A

EN Floodlight

WARNING:

- Always respect applicable legislation for working with electrical equipment in order to reduce the risk of accidents.
- Do not leave the battery flat, as this could render it INCAPABLE of being charged again.
- Luminaire is only suitable for direct mounting on non-combustible surfaces.
- Avoid looking directly into the beam of light, as this will result in dazzling.
- Do not use the lamp near a naked flame.
- The light source of this luminaire is not replaceable; when the light source reaches its end of life the whole luminaire shall be replaced.

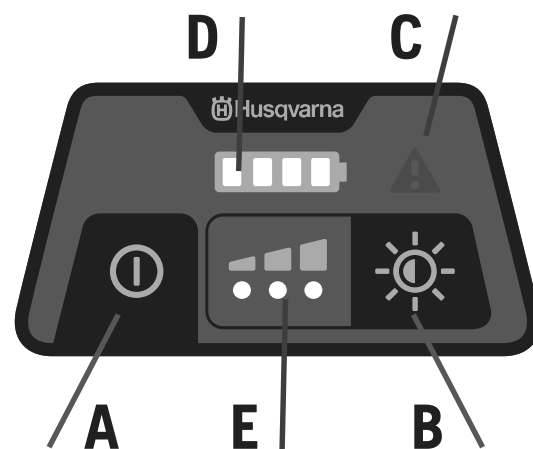
USE:

- Press the A button to turn the lamp on or off.
- Press the B button to change the brightness of the lamp.
- The remaining battery capacity is displayed in D.
- The current brightness setting is displayed in E.

BATTERY COMPLIANCE:

The lamp is compatible with the following Husqvarna batteries:

- BLi10
- BLi20
- BLi30
- BLi100
- BLi200
- BLi300



USB POWER OUTLET:

- Built-in USB Power outlet to charge mobile devices
- Output: 5V, 1A

TEMPERATURE SURVEILLANCE:

- The lamp has built-in temperature protection.
- The lamp will automatically regulate the brightness if necessary.

ERRORS:

- If the warning light C is blinking or lights up constantly, something went wrong.
- Try removing the battery and inserting it again.
- If this does not help, try to recharge the battery or try a different battery.
- If the warning persists, please contact your local reseller.

WARNING:

Risk of fire - Minimum distance from lighted objects 0.1m



Discarded electrical products must not be disposed of together with household waste. Please use recycling facilities. Ask your local authority or retailer for advice on recycling.